

WELCOME TO




Today students completed a “Fear Factor” close read activity. Students were engaged in the rigorous task of completing a 3 phase close read about phobias. Upon completion of each phase, students were given an opportunity to attempt each “fear box” and retrieve a special item using the secret riddle. Feel free to take a look at some of the pictures. Every student did an amazing job participating, and I hope they had as much fun as I did!

Take care,
Miss Buczyna

**CLICK HERE
FOR
PICTURES**



PICTURES



HOME *sweet* HOME

Freeze

YOUR TASK... IF YOU DARE

PHASE 1

Determine **WHAT** the text says

Get acquainted with the text

- ☐ Determine 1 sentence main idea
- ☐ Retell 3 specific details
- ☐ Who, what, when, where and why

PHASE 2

Determine **HOW** the text says it

Zoom in and think about...

- ☐ 5 Vocabulary words
- ☐ Point of view (1st, 2nd, 3rd)
- ☐ Genre
- ☐ Author's Purpose (P,I,E)

PHASE 3

Determine what the text **MEANS**

Zoom out and consider...

- ☐ 1 Text connections (text-text, text-self, text-world)
- ☐ How does this change your thinking

READ THE TEXT ALOUD IN YOUR GROUP IN EACH PHASE.. COMPLETE EACH PHASE ON YOUR WHITE BOARD WITH YOUR GROUP.. GET IT CHECKED BY A TEACHER AND GET PERMISSION TO TRY OUT THE FEAR BOX AND RETRIEVE YOUR SPECIAL ITEM

Whatever you do, don't walk away!

I LEARN that you SUPERVISE!

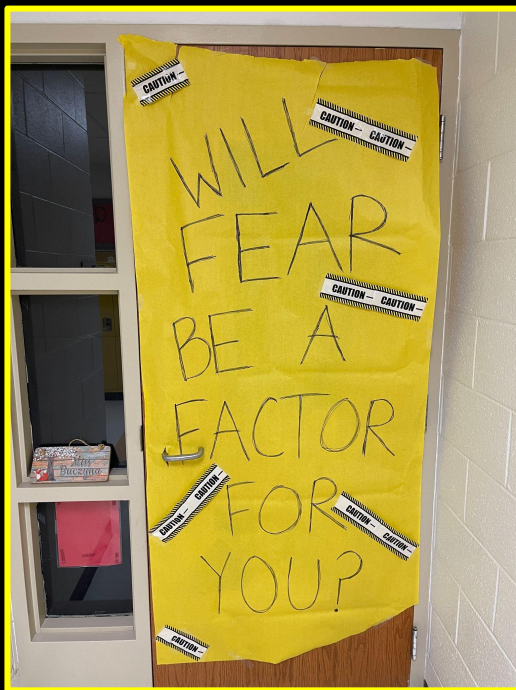
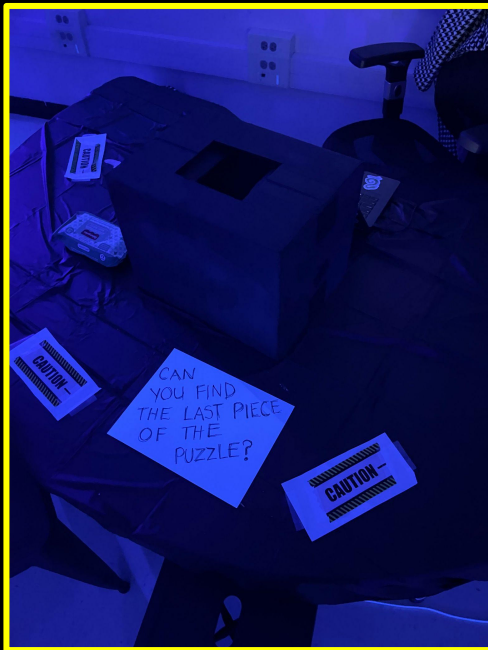
It's not just how the box is set up, it's the INTERIOR that you must understand!

The difference between a box and a box is not what you see, it's what you feel!

**MORE
PICTURES**



PICTURES CONT.



**MORE
PICTURES**