









Farm to Table Project

AP Environmental Science

Week 3: Nov. 3 – Nov. 7

	Mon	Tue	Wed	Thu	Fri	Comments
1A: Video: Ho`okuna Farms						From a recent newscast. Available on our closed video streaming site. See e-mail for the link.
1B: Video: Water Conservation						Think about how the Water Conservation Initiative has affected local farmers.
2A: E-mail Contact: Betty Parker						Give Ms. Parker and her staff time to respond. You will report on Friday so you should contact her on Monday.
2B: Lab: Local Food Resources						This will take a couple of days and should inform the ongoing design of your survey.
2C: Research: Local Water Usage						Start your research early so that your survey incorporates real data.
3A: Data: Design Survey						As soon as you are done designing your survey, send it out!
3B: Data: Circulate Survey						You want to give people at least two days to complete the survey.
3C: Analyze / Present Data						Use Keynote for this and circulate your results with the other groups.