

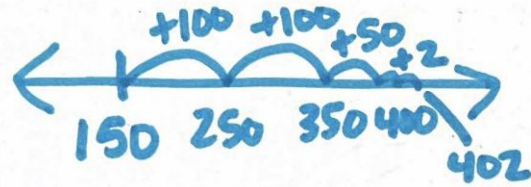
Which representation would help you solve?



Strip Diagram



Equal Groups



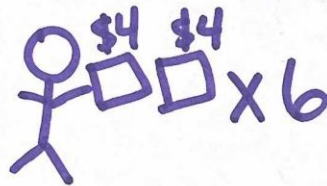
Open Number Line

Days	Miles
2	10
5	50
7	70


Table




Base 10



Quick Sketch



Array



Area Model