

2022 MCAP



Narrative Story for Grades 6,7,and 8

Leonard, Cardwell, Ordonez, Raleigh & Gubisch



Jobs

In each team designate the following jobs:

- Recorder
- Data Fishers

Jobs




In each team designate the following jobs:

- Recorder
- Data Fishers

At BLMS, there are four school houses: School A, School B, School C, and Creative Arts. Three out of the four schools have similar demographics with different performance data. There are four performance levels:

- Distinguished
- Proficient
- Developing
- Beginning

In the Evidence statement, data is represented as follows:

-  Blue Square = State Data
-  Green Circle = Local Education Agency {LEA}
-  Orange Triangle - Buck Lodge Middle

In your team, you will closely analyze the **demographic** data or the **evidence** data for your grade level and record the data facts to create your data narrative story.

Jamboard

SCHOOL HOUSE

School A



6th Grade Data Folder

School B



7th Grade Data Folder

School C



8th Grade Data Folder

Creative Arts School



7th Grade Data Folder