


Source: Rachel Scheer, via Edutopia


's

Realistic Fiction Book



My Main Character

Draw and write: What is your main character like?



Character name: _____

Character age: _____

Inside Traits - What is their personality like?

- _____
- _____
- _____
- _____

External Traits - What do they look like, what do they wear?

- _____
- _____
- _____
- _____

My Main Character

Character Traits:

- active
- adventurous
- bossy
- brave
- calm
- careless
- caring
- cheerful
- confident
- dishonest
- fair
- friendly
- generous
- honest
- gloomy
- lazy
- loyal
- organized
- patient
- wise

Likes:

- _____
- _____
- _____

Dislikes:

- _____
- _____
- _____

Strengths - good at:


- _____
- _____
- _____

Weaknesses and worries:

- _____
- _____
- _____

My Story's Setting

Draw and Write: Where and when does the story mostly take place?



Common Settings:


- At school
- At home
- At a friend's home
- In the park
- At the mall or store

Other setting words:

- Day
- Night
- Yesterday
- Last week
- Last summer
- One year ago

Secondary Characters

Draw and Write: What other characters will be in your story?




Common Secondary Characters:

- Mom
- Dad
- Brother
- Sister
- Grandparents
- Friends
- Teacher
- Shopkeeper



My Character's Life Lesson

Draw and write: What life lesson does your character learn?

My character in the beginning.



My character at the end.



My character learns _____

Common Realistic Fiction Life Lessons:

- Always tell the truth.
- Always try your best.
- Be happy with what you have.
- Be true to yourself.
- Friends and family are important.
- Never give up.
- Stand up for what you believe in.
- You can do hard things.

Beginning - Who is your character and what do they want? What is the setting?

Middle (problem) - Why can't your character get what they want?

Uh-oh!

Phew!


Ending (solution) - How does the character get what they want?

A Realistic Fiction Story Arc


My Story Arc

Draw and write about the different parts of your story.


Middle



Beginning



Ending



Uh-oh!

Phew!



Beginning - Write who the main character is and what they want. Write about the setting.

Beginning Transition Words:

- One day
- One morning
- One night
- Once
- First
- To begin
- It all started when
- First of all


A large empty rectangular box, likely intended for a drawing or a detailed response.

A series of ten horizontal lines, providing space for a written response.

Middle - Write about the problem.

**Middle Transition
Words:**

- After that
- Soon
- A few days later
- The next day
- Suddenly
- All of a sudden
- Later
- Next
- Soon after



Ending - Write about how the problem is solved.

Ending Transition Words:

- Finally
- In the end
- In conclusion
- Thankfully
- At last
- Eventually
- Lastly
- All in all
- As a result

Revision Checklist

Task	Done!
My draft has a beginning, middle, and end.	
The beginning of my story tells about the main character and the setting.	
The middle of my story tells about the problem.	
The end of my story tells about how the problem is solved.	
I use transition words to begin each section of my story.	
My story shows how my main character learns a life lesson.	


Teacher signature _____

Editing Checklist

Task	Done!
My sentences begin with a capital letter.	
My sentences end with punctuation. .?!	
I spelled the words I know correctly.	
I spelled new words using the sounds I hear and circled the words I was unsure about.	
I used quotation marks for dialogue and thinking. "I use quotation marks."	

Teacher signature _____

About the Author



Name _____

Age _____

Grade _____

School

Date published
